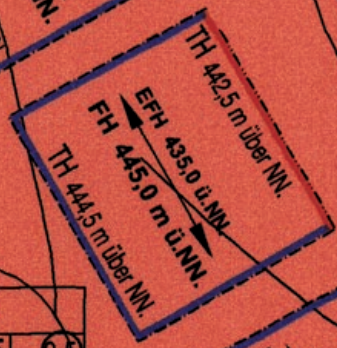
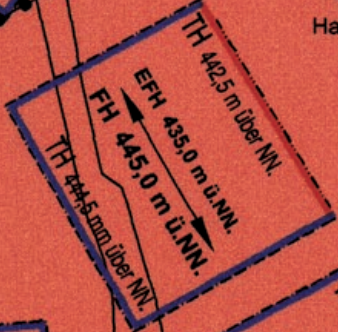
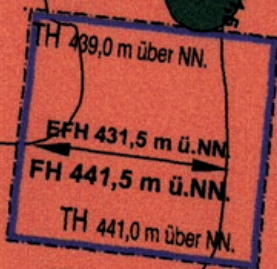
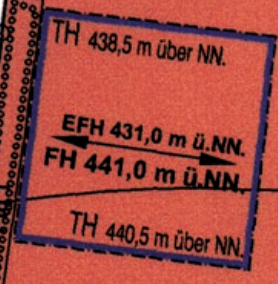
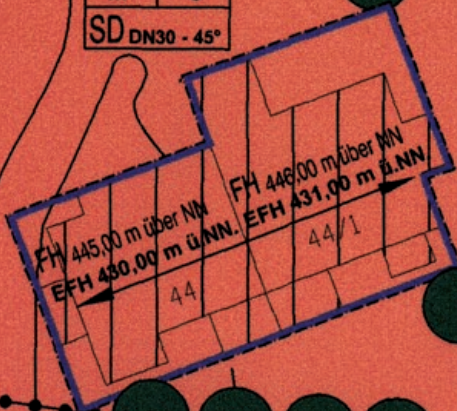


WA 1	
0,25	0,8
III	0
SD DN30 - 45°	

TGA



WA 2	
2WE	
0,25	0,5
II	ED
PD/ TD	

Pfg 2

Pfg 3

Hainbuche

Hainbuche

Hainbuche

Hainbuche

Hainbuche

Hainbuche

Hainbuche

Hainbuche

Hainbuche

Hainbuche

Hainbuche

Äpfel Hochstamm

Äpfel Hochstamm

Äpfel Hochstamm

431

431

433

433

435

434

SCANNEW